

Learn: Adobe Workfront First Quarter 2025 Release Webinar

Adobe Workfront Product and Customer Success – January 9, 2025



Today's Agenda

The first Adobe Workfront product release of 2025 is scheduled to take place next week (January 16, 2025) so use this webinar to help prepare yourself and your team for what's coming, what's changing, and what's potentially getting deprecated.

Start Time	9:30 a.m. PT/12:30 p.m. ET
2 minutes	Welcome & Introductions
45 minutes	1Q Release Enhancements
10 minutes	Q&A
3 minutes	Wrap Up & Survey
End Time	10:30 a.m. PT/1:30 p.m. ET

Introductions

Speakers

Lilit Mkrtchyan, Sr. Product Manager | Adobe Workfront

Vazgen Babayan, Manager, Product Management | Adobe Workfront

Matthew Staples, Manager, Software Development | Adobe Workfront

Jeremy Flores, Sr. Product Manager | Adobe Workfront

Jason Barron, Principal Product Manager | Adobe Workfront

Moderators/Co-Hosts

Cynthia Boon, Scale Customer Success Manager | Adobe Workfront

Nichole Vargas, Sr. Scale Customer Success Manager | Adobe Workfront

January 16, 2025 | First Quarter 2025 Release

The First Quarter 2025 Release is happening next week! Make sure to review the [release notes](#) on Experience League so that you're up-to-date on what's coming, what's changing, and what's being deprecated.

Notable Resources:

- The [Customer Support](#) team is available 24/7 if you have questions or run into any issues/potential bugs
- Be sure to check the [Status](#) site for performance and outages as well as the [Known Issues](#) page for identified bugs before reaching out! Bookmark these pages for quicker access.
- You can opt into monthly (fast) releases if you prefer – learn more about how to enable that feature here, [Enable fast Workfront release cycles](#)
- Watch this short 1-minute video from Monique Evans, an experienced customer and Community Advisor on [how to become Workfront release ready](#)

Any roadmap disclosures are for informational purposes only, are not a guarantee of any future feature or functionality and are subject to change at any time.

Workfront Planning Enhancements

Planning connection field type in Workfront forms

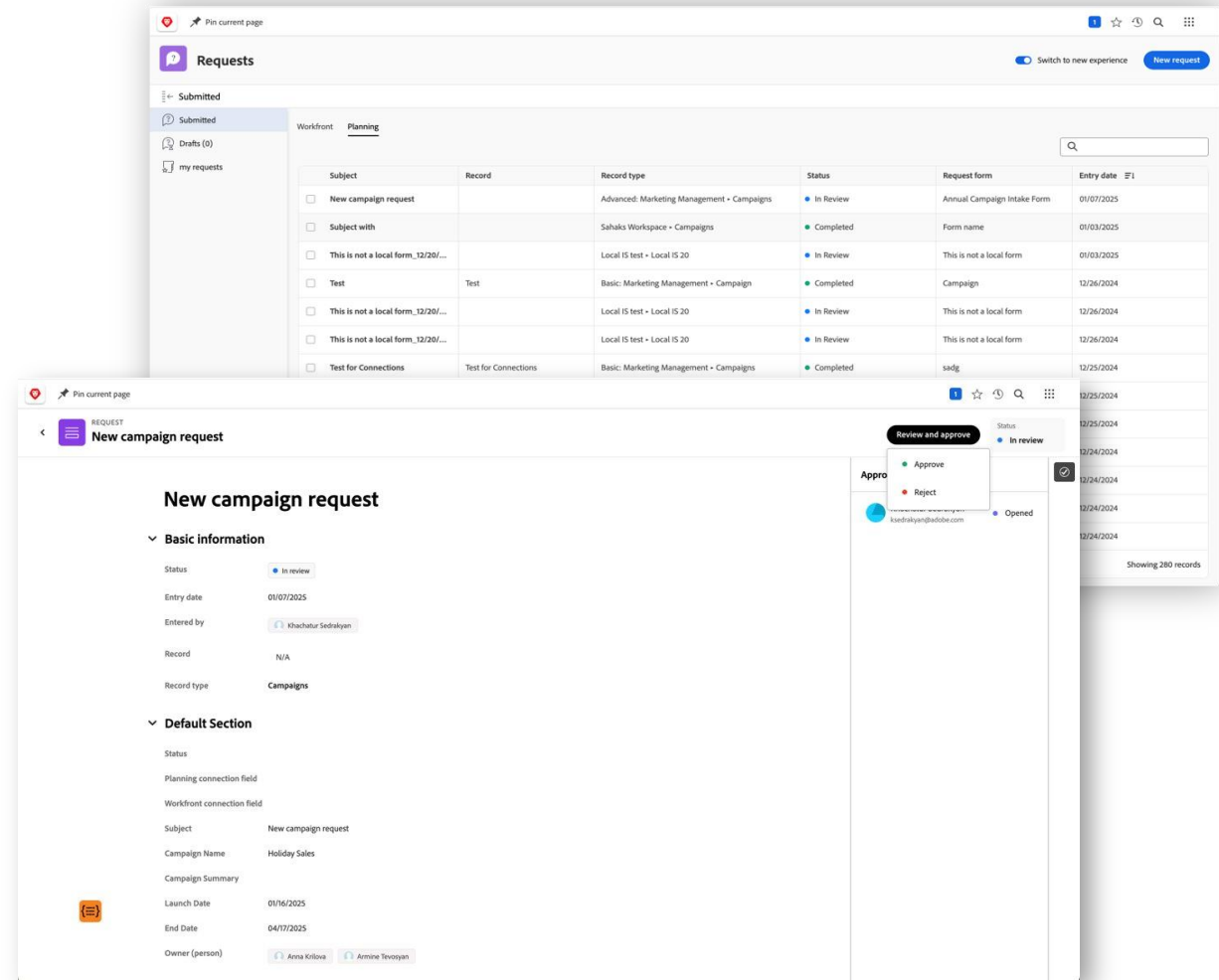
A new field type allows embedding an existing connection between a Planning record type and a Workfront object type in Workfront forms

- Display the connected Planning records in the custom form within the Workfront object
- Connect/disconnect Planning records through this new custom field
- Any changes made to the connected records are reflected in Planning record types

The screenshot displays the Workfront form editor interface. On the left, a 'Field library' sidebar lists various field types, with 'Planning connection' highlighted by a red box. The main workspace shows a 'Project Form' with a 'Default Custom Form Section' containing a 'Campaigns' dropdown menu. On the right, a 'Planning connection' configuration panel is also highlighted by a red box. This panel includes fields for 'Label' (set to 'Campaigns'), 'Name' (set to 'Campaigns'), 'Instructions', 'Object type' (set to 'Project'), 'Workspace' (set to 'Marketing'), 'Record Type' (set to 'Campaigns'), and 'Connection field' (set to 'Execution Projects'). It also features a 'Share' button, an 'Add logic' button, and a status bar at the bottom indicating '1/500 fields used'.

Workfront Planning Requests/Intake

- Single-stage approvals and notifications for Planning request forms
- Added support for using People and Connection field types in request forms
- A list of submitted Planning requests in Requests area
- Details page for submitted Planning requests in Requests area

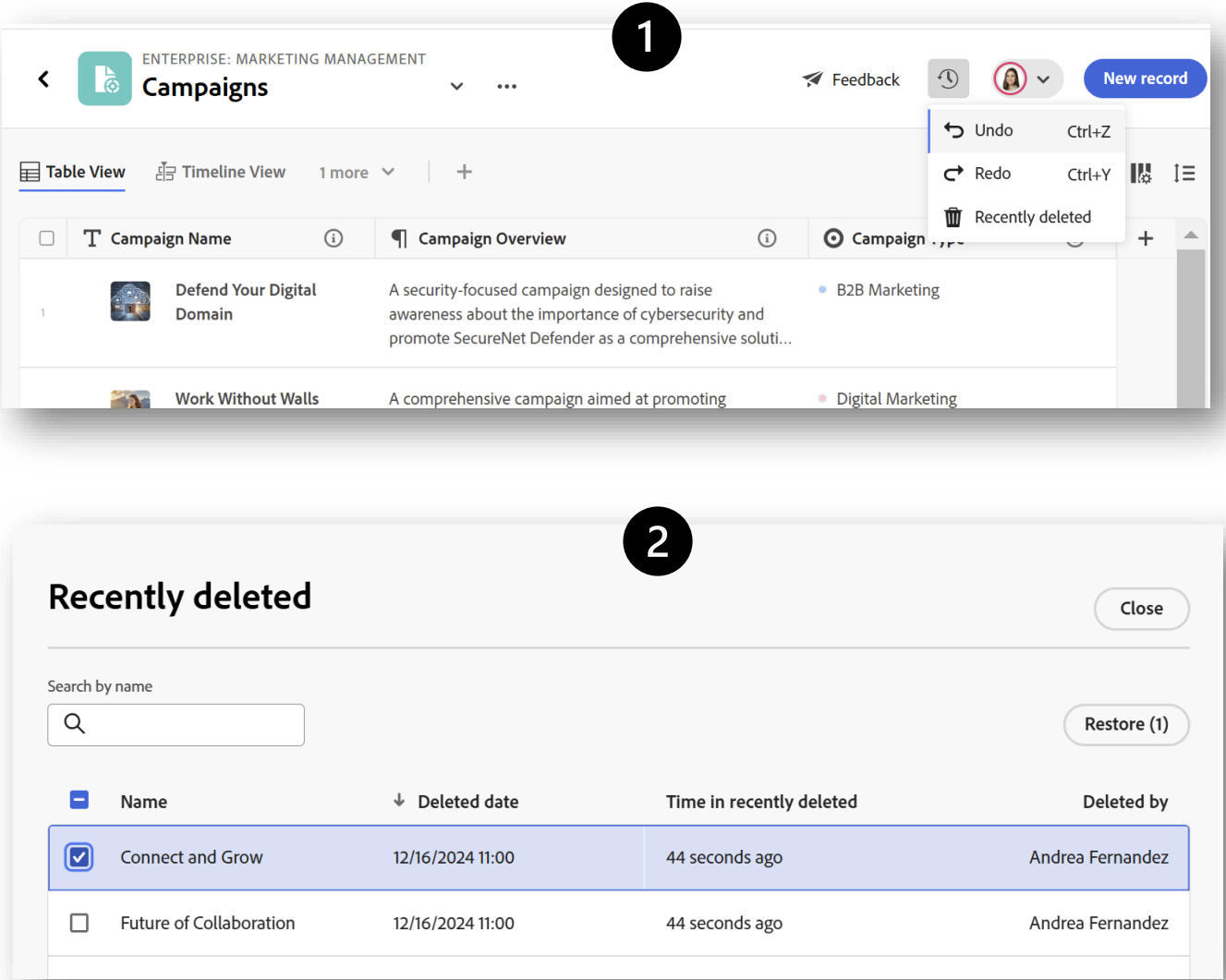


Restore deleted records

After records are deleted, they are now temporarily moved to a Recently deleted section.

Workspace managers can restore records from the trash bin for up to 30 days after the deletion. Connected records and their field information is also restored.

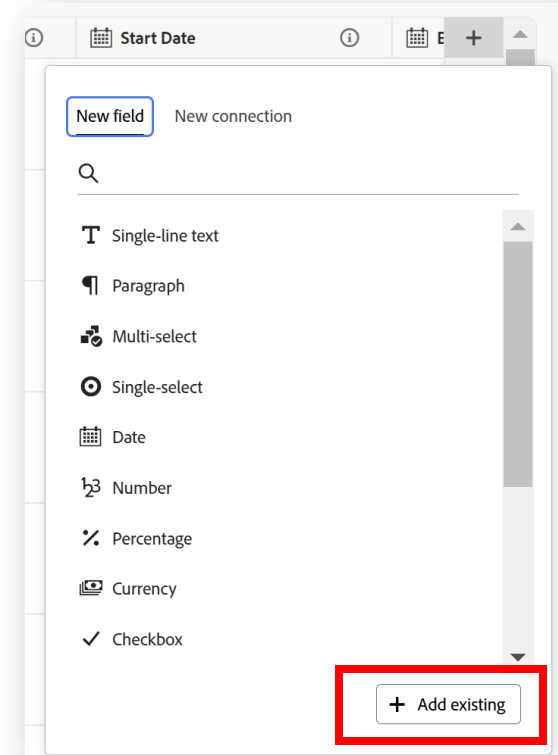
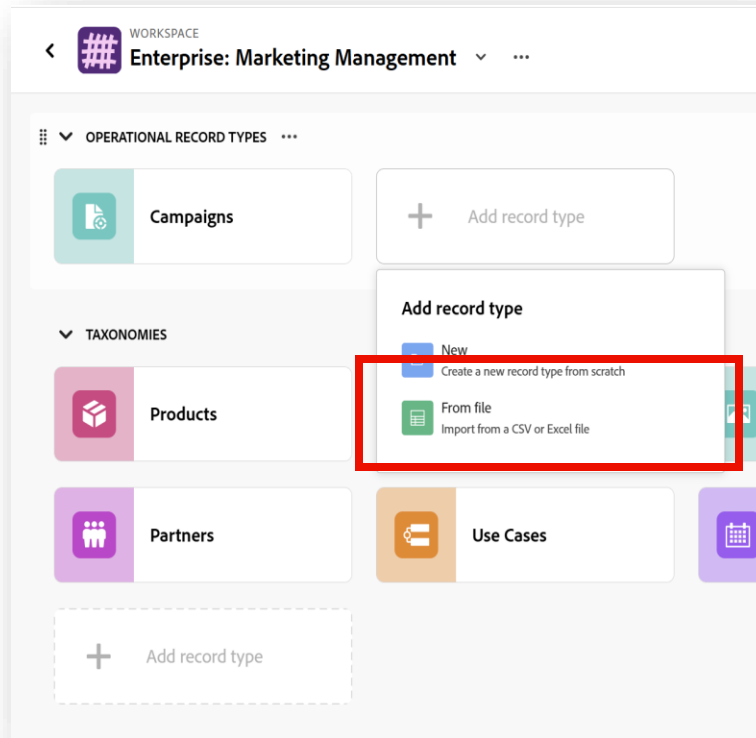
For more information, see [Restore deleted records](#).



Import record types, fields and records

Now you can save time and effort while configuring your record types, as well as transfer information from external systems into Planning:

- **Import CSV/Excel files** to create record types along with all their fields and any existing records
- **Copy existing Workfront fields** into Planning record types through New field window



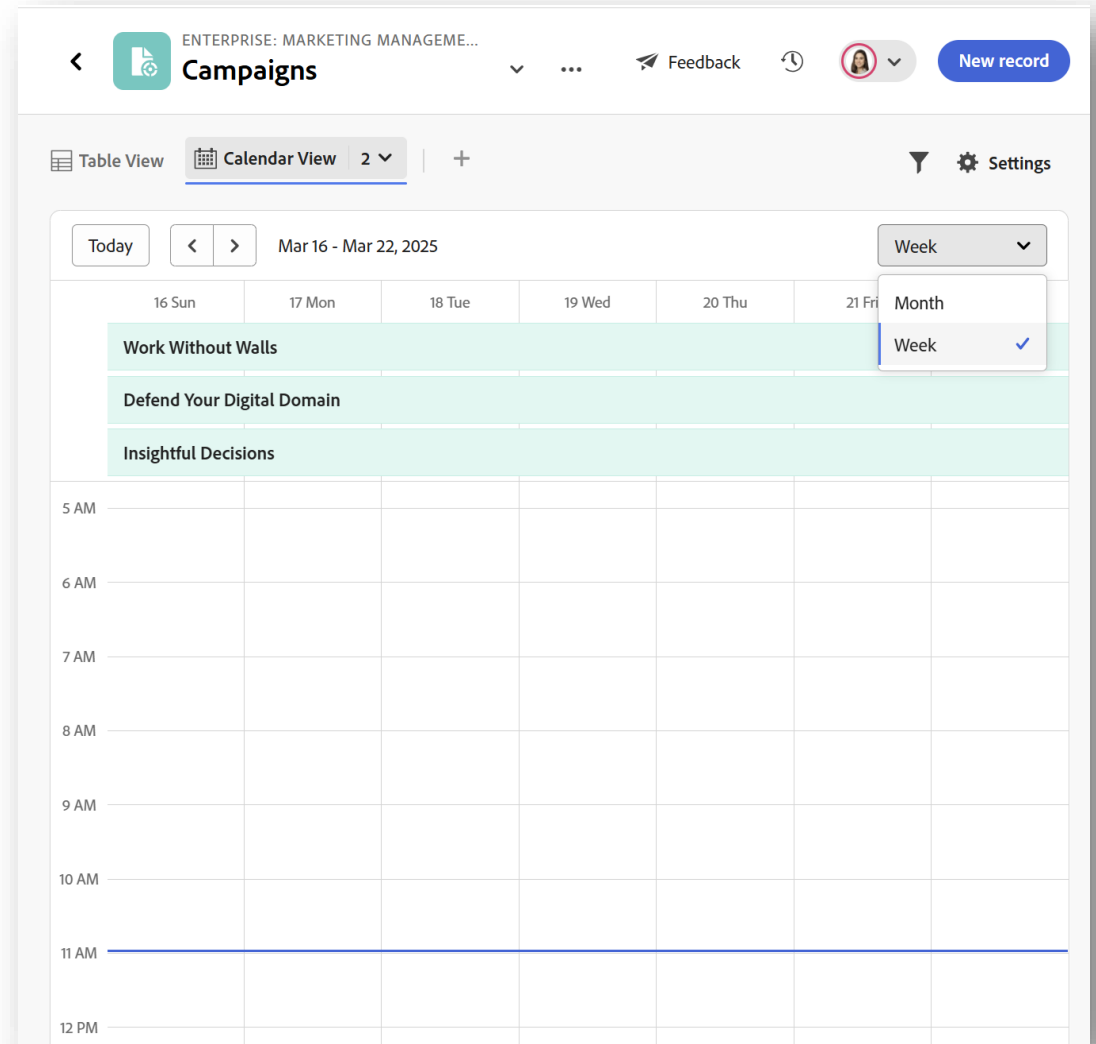
For more information, review the following article(s):

- [Create record types](#)
- [Import fields from Adobe Workfront](#)

Display records in the calendar view by week

You can now display records in the calendar view by week. Prior to this enhancement, you could display the calendar view only by month.

For information, see [Manage the calendar view](#).



Add Connection view pages to a record's page to display connected records in a table view

You can **add pages** to a record's details area to display connected records in a table view. You can add one page per connected record. The added pages are read-only.

For information, see [Manage the record page layout](#).

PROGRAMS

LaunchPad Accelerator

...

Details

Connections

connection

Use cases

+

Add page

Table view

Q

Filters

Sort

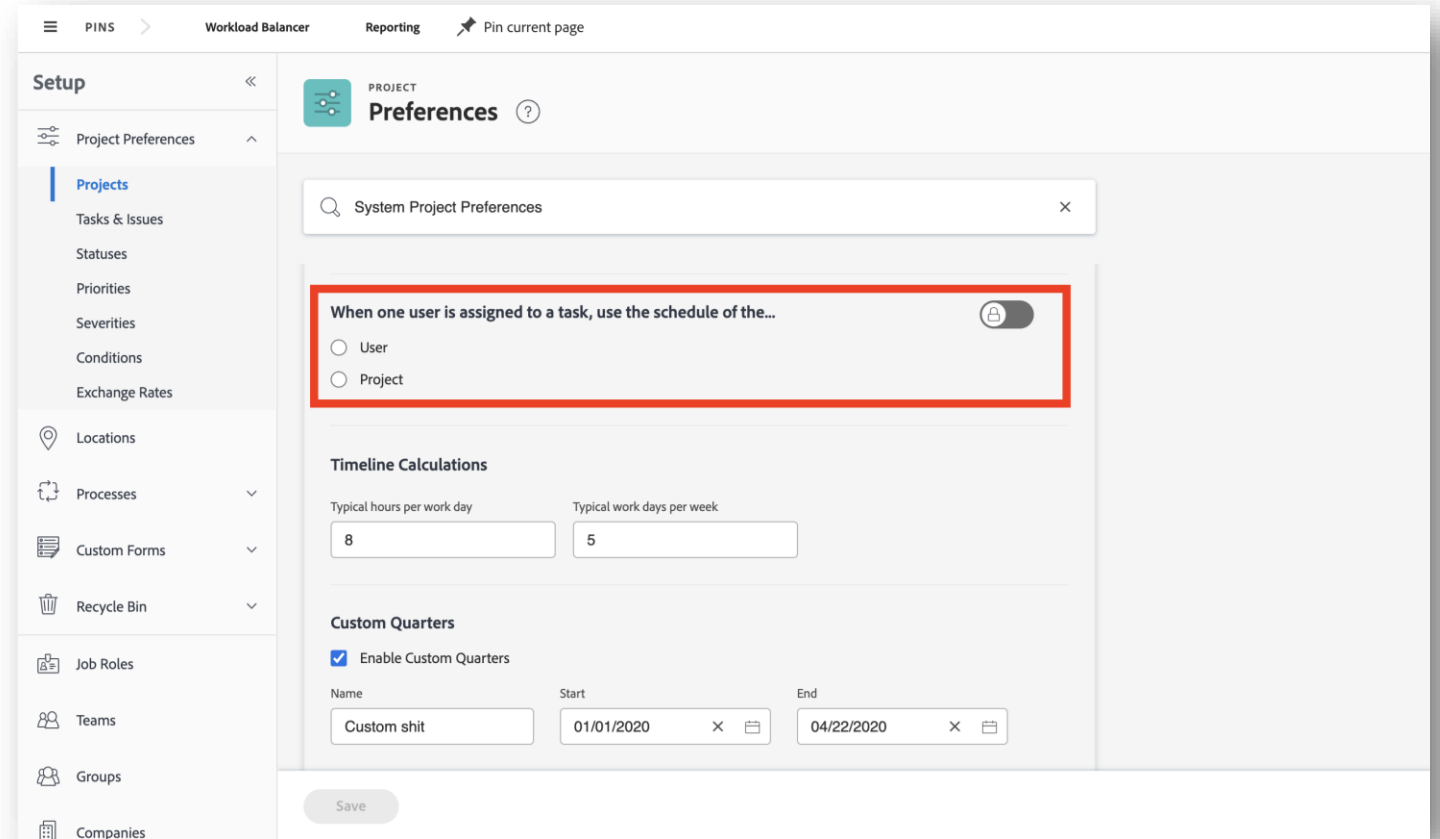
Grouping

<div><div></div></div>	<div>T</div> <div>Name</div> <div></div>	<div></div> <div>Use case description</div> <div></div>	<div></div> <div>Campaigns</div> <div></div>	<div></div> <div>Programs</div> <div></div>	<div></div> <div>Tactics</div> <div></div>	<div></div> <div>Deliverables</div> <div></div>
1	Securing Sensitive Data	Leveraging SecureData Vault for end-t...	<div><div></div>Secure Tomorrow Today</div>	<div><div></div>LaunchPad Accelerator</div> <div><div></div>Collabo</div>	<div><div></div>Customer Success Stories</div>	<div><div></div>Smart Collaboration for Mod</div>
2	Enhancing Remote Team Collaborat...	Utilizing CloudCollab to create a virtu...	<div><div></div>CRM for the Modern Age</div>	<div><div></div>LaunchPad Accelerator</div> <div><div></div>Next-G</div>	<div><div></div>Interactive Webinar Series</div>	<div><div></div>Maximizing Efficiency with T</div>
3	Streamlining Project Management	Implementing TaskMaster Pro to man...	<div><div></div>Future of Collaboration</div> <div><div></div>Efficien</div>	<div><div></div>Secure Transition Initiative</div> <div><div></div>Seci</div>	<div><div></div>SEO Content Campaign</div>	<div><div></div>The Ultimate Guide to Secure</div>
4	Driving Data-Informed Decisions	Employing InsightAnalytics to visualiz...	<div><div></div>Insightful Decisions</div>	<div><div></div>Secure Transition Initiative</div> <div><div></div>Insig</div>	<div><div></div>Social Media Challenge</div>	<div><div></div>Building Customer Relationsl</div>
5	Optimizing Customer Relationships	Using CustomerConnect CRM to gath...	<div><div></div>Analytics Unleashed</div> <div><div></div>Connect a</div>	<div><div></div>Insightful Business Challenge</div> <div><div></div>E</div>	<div><div></div>CRM Onboarding Workshops</div>	<div><div></div>Data-Driven Decisions Made</div>

Administrator Enhancements

Use the Project Schedule for all tasks

Users can now set projects to only refer to project schedules for timeline calculations so that user assignments don't change the project plan, and the tasks can still if predecessor tasks are updated.



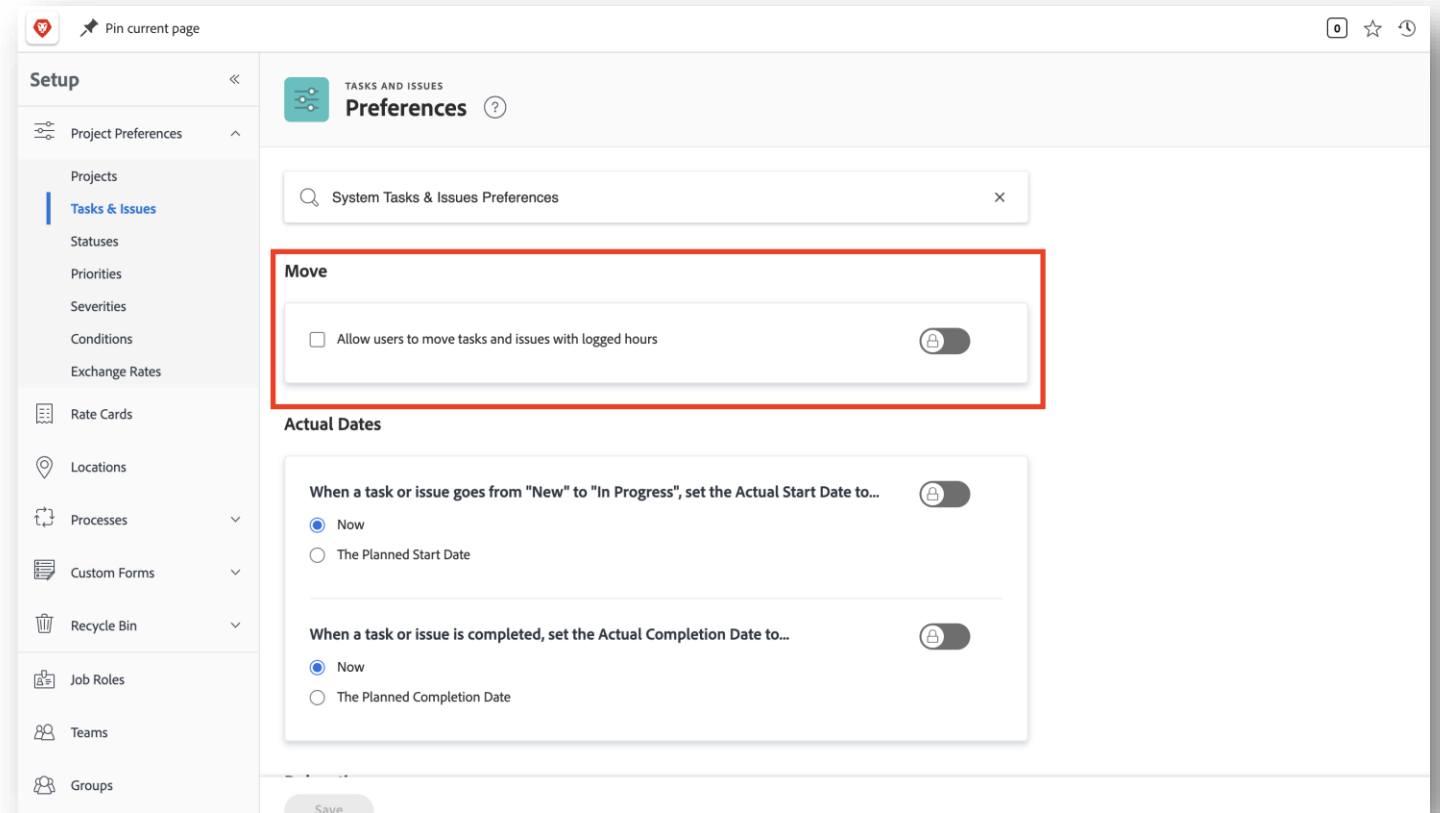
For more information, review the following article(s):

- [Configure system-wide project preferences](#)

Prevent moving tasks to other projects if there are hours logged

Users can now block the move of tasks that have hours logged on them.

Moving tasks within the same project is still possible.



For more information, review the following article(s):

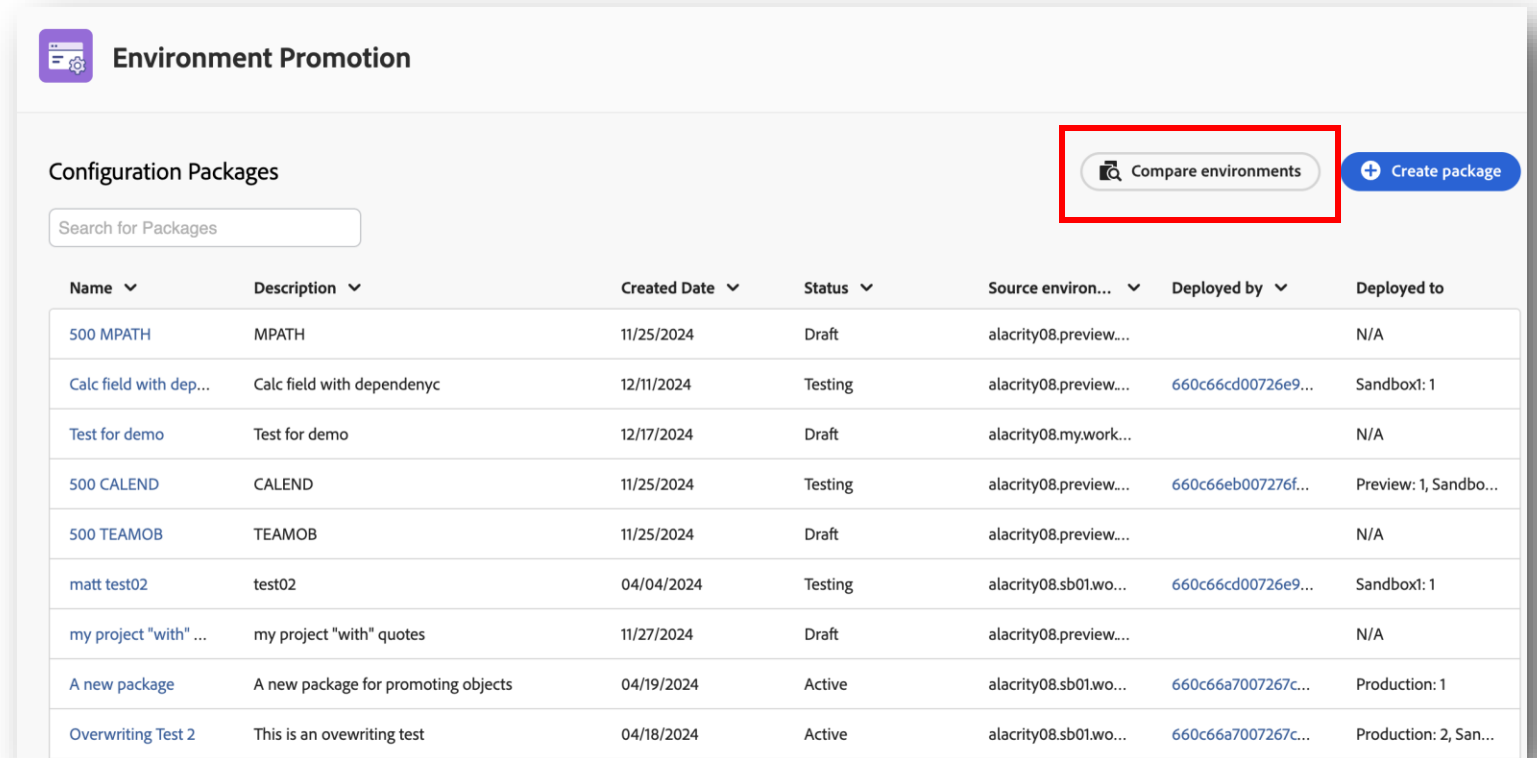
- [Configure system-wide task and issue preferences](#)

Compare objects across two (2) Workfront environments

Users can now compare objects between environments to ensure that their environment promotion packages contain the objects that they need.

- Select the environments and types of objects to compare.
- Workfront compares all objects of the selected types in both environments and presents data regarding the object differences.

Prerequisites: Workfront instance and users must be onboarded to the Adobe Business Platform (ABP).



The screenshot shows the 'Environment Promotion' interface. At the top, there's a header with a gear icon and the text 'Environment Promotion'. Below this, there's a section titled 'Configuration Packages' with a search bar labeled 'Search for Packages'. To the right of the search bar, there are two buttons: 'Compare environments' (highlighted with a red box) and 'Create package'. Below these buttons is a table with the following columns: Name, Description, Created Date, Status, Source environ..., Deployed by, and Deployed to. The table contains several rows of configuration packages.

Name	Description	Created Date	Status	Source environ...	Deployed by	Deployed to
500 MPATH	MPATH	11/25/2024	Draft	alacrity08.preview...		N/A
Calc field with dep...	Calc field with dependenyc	12/11/2024	Testing	alacrity08.preview...	660c66cd00726e9...	Sandbox1: 1
Test for demo	Test for demo	12/17/2024	Draft	alacrity08.my.work...		N/A
500 CALEND	CALEND	11/25/2024	Testing	alacrity08.preview...	660c66eb007276f...	Preview: 1, Sandbo...
500 TEAMOB	TEAMOB	11/25/2024	Draft	alacrity08.preview...		N/A
matt test02	test02	04/04/2024	Testing	alacrity08.sb01.wo...	660c66cd00726e9...	Sandbox1: 1
my project "with" ...	my project "with" quotes	11/27/2024	Draft	alacrity08.preview...		N/A
A new package	A new package for promoting objects	04/19/2024	Active	alacrity08.sb01.wo...	660c66a7007267c...	Production: 1
Overwriting Test 2	This is an overwriting test	04/18/2024	Active	alacrity08.sb01.wo...	660c66a7007267c...	Production: 2, San...

For more information, review the following article(s):

- [Compare objects between environments](#)

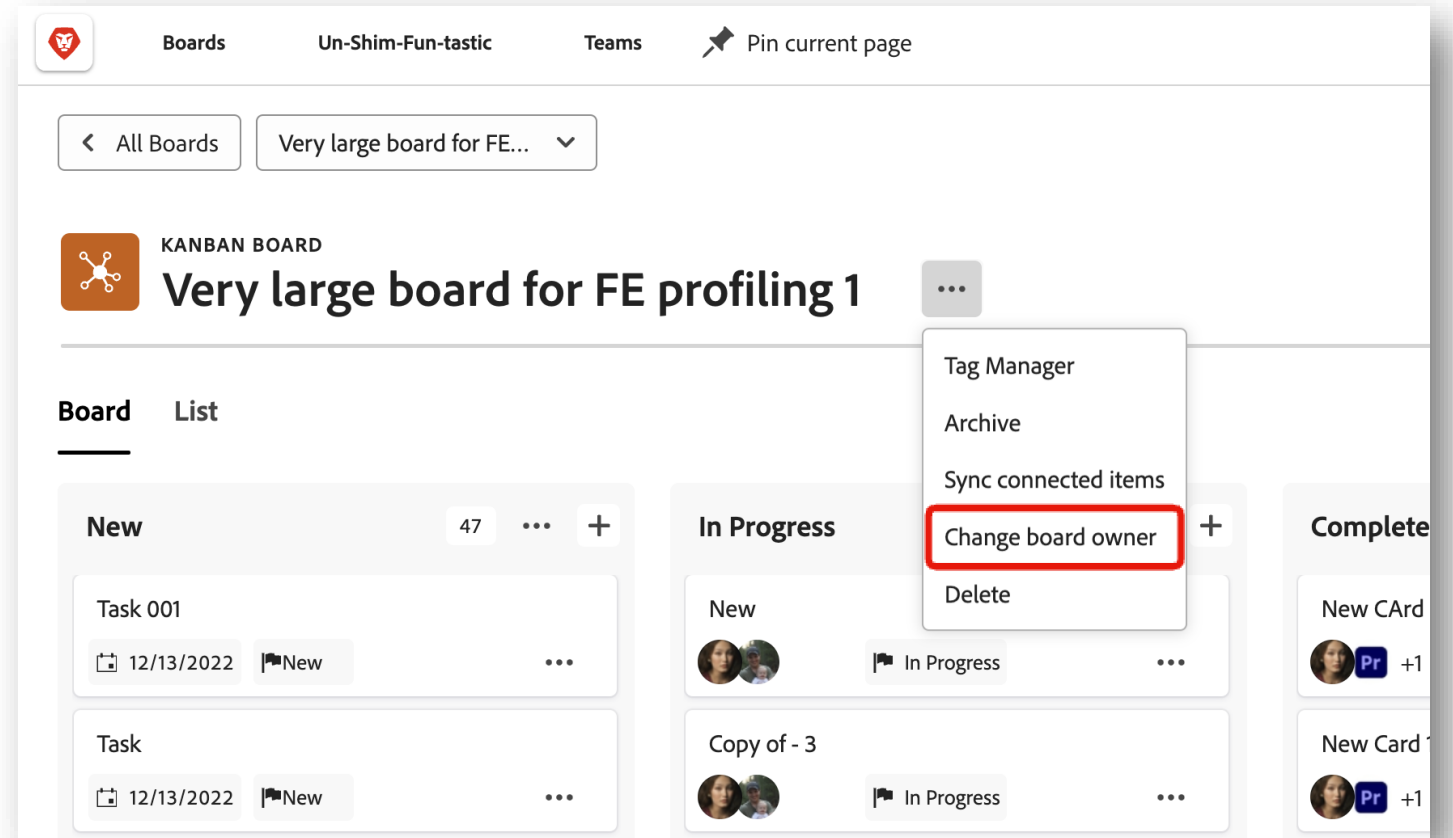
Boards Enhancements

Ability to Change Owner of Board

The creator of a board is the owner by default. The board owner is the only person who can delete that board or update its filters in the Configure panel.

Functionality has been added to allow Workfront system administrators to **change the owner of a board**. The current owner of a board can also change the owner of that specific board.

System admins now can delete any Board.



For more information, review the following article(s):

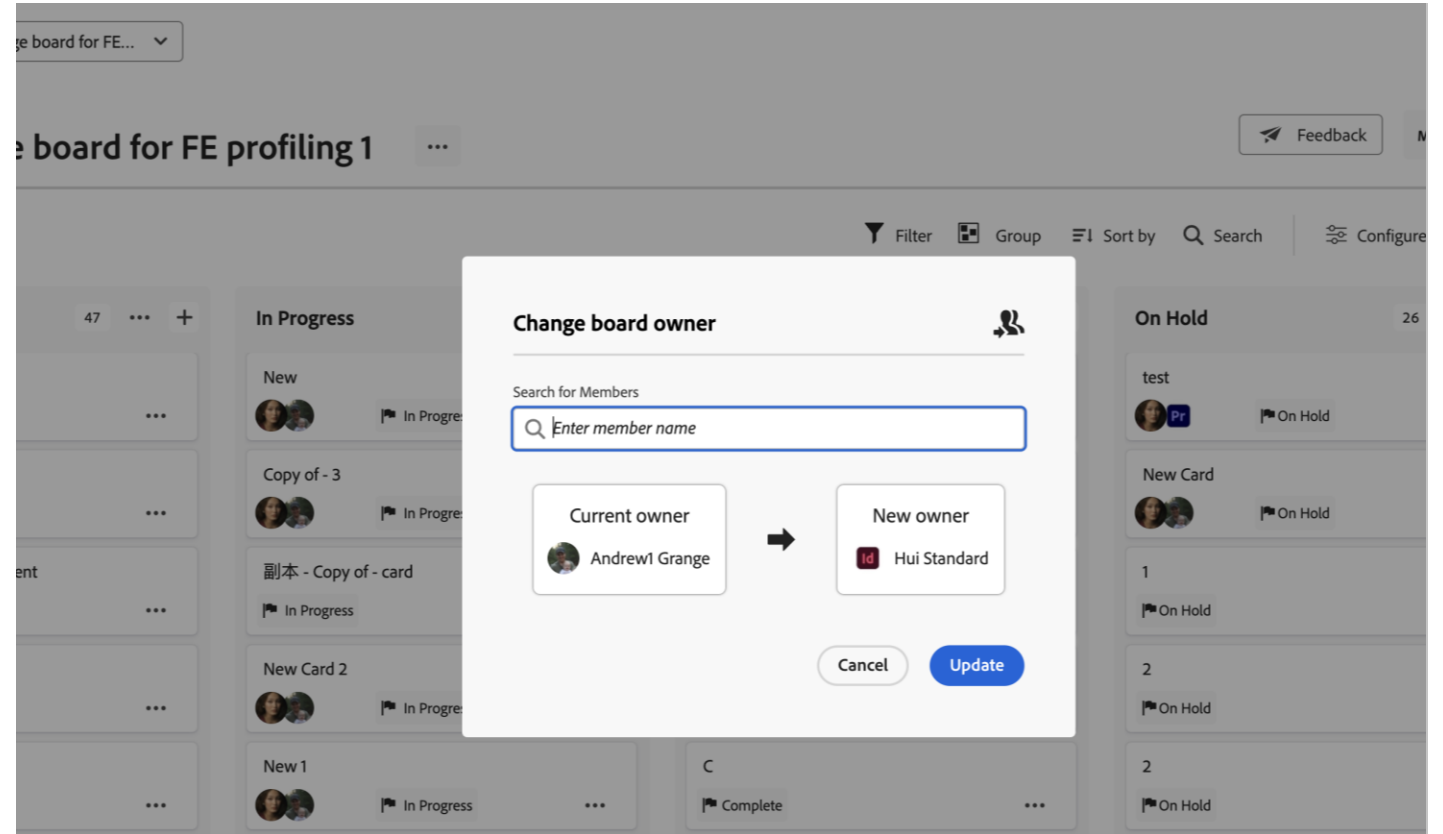
- [Add or remove members from a board](#)

Ability to Change Owner of Board (continued)

You can't search for users who are already members on the board. To make an existing member the owner, you must first remove them from the board. Making a user the board owner adds them to the board.

Keep in mind that **only users**, not teams, can be the board owner.

Change owner feature is enabled for all Boards types except Dynamic boards.



For more information, review the following article(s):

- [Add or remove members from a board](#)

Priorities Enhancements

Priorities

Organize, clarify, manage.

Alex Rodriguez 2:13 PM

Hey @Liz Robinson, visuals and messaging seem to align with our brand guidelines. Let's keep monitoring the campaign's performance closely.

👍❤️👉 5 Reply

9 AM

Documentation for ad launch materials

Spring New Produc... In Progress

10 AM

11 AM

12 PM

1 PM

Assignment summary

Title

Create animation and graphics

Description

As part of the "Mother's Day Campaign 2024," we are seeking talented individuals to craft captivating animations and graphics to elevate our promotional

Work on it

Priorities



Filter

Columns

Group: My work plan



Create new

Search

Name	Project	My focus	Due date	Status	Action
▼ My work plan: Due this week 3					
Images for a homepage ad spot	Spring New Product Launch	Urgent	May 12, 2025	In progress	Mark as done
Email template - loyalty program	Spring Sale	Urgent	May 13, 2025	New	Work on it
Collage for instagram	Fall New Product Launch	Normal	May 15, 2025	In progress	Mark as done
▼ My work plan: Due next week 6					
New Homepage banner	Sales Expo	Normal	May 19, 2025	In progress	Mark as done
Email template - loyalty program	Summer Campaign	High	May 22, 2025	New	Work on it
Banner ad: 5 sizes	Treat Yourself Program	Normal	May 23, 2025	In progress	Mark as done

Summarize the last 3 days

Summarize the last 7 days

Summarize the last 3 days

In the last 3 days there have been **updates to 2 Projects** and **5 assignments** you work on.

Spring New Product Launch

Summary

The project is currently not progressing optimally for the following reason(s):

- It is 0% complete with 26 days left before the planned completion date.

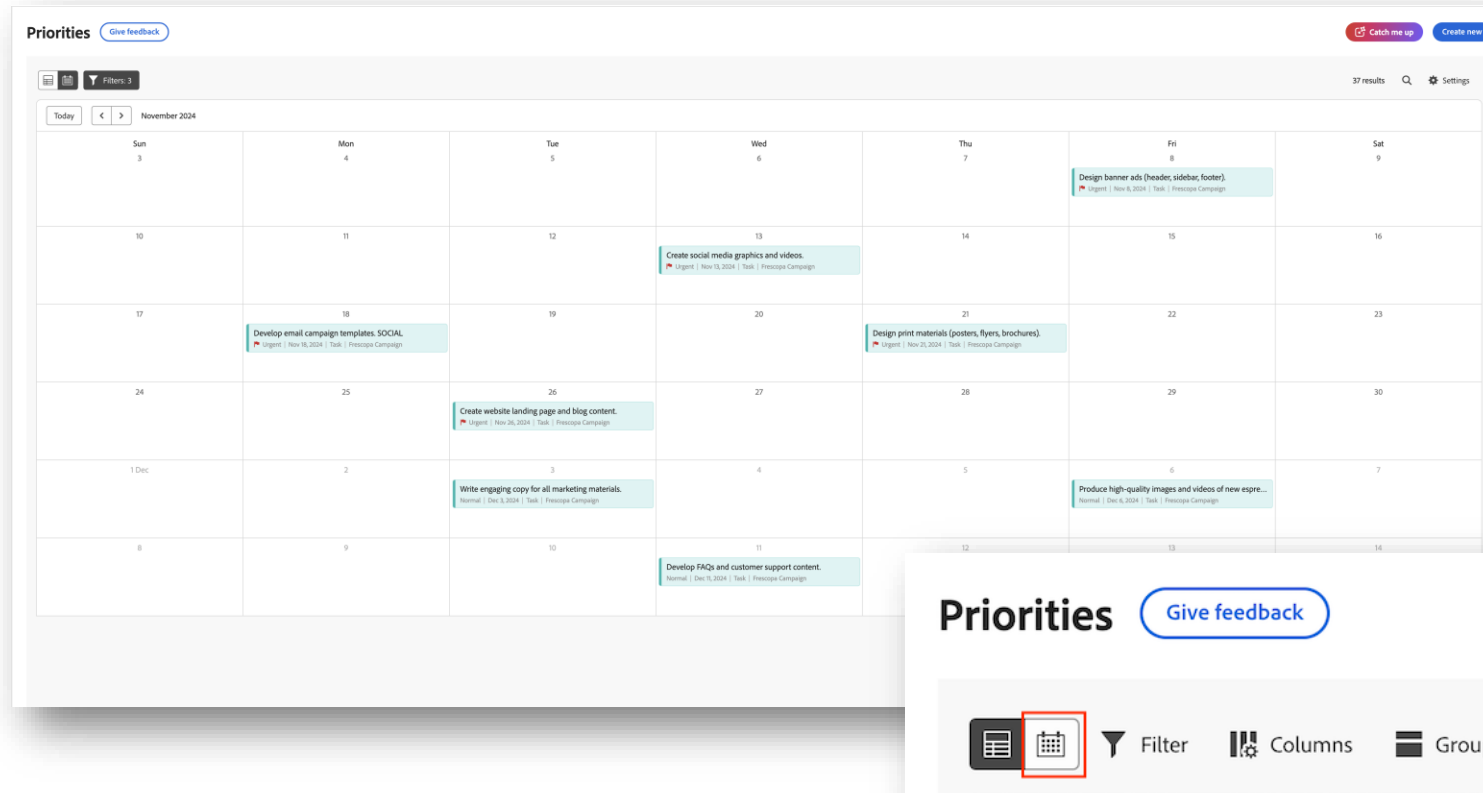
Project Updates

- 2 new comments on this Project
- The status of this project is **Not started**
- 1 pending approval from Sharon Lee

Calendar

Visualize your assigned work

- **Month view for due dates:** easily track work deadlines with a clear, visual calendar
- **Customizable styling:** apply colors and labels for quick prioritization and clarity.



For more information, review the following article(s):

- [Manage your work in the Priorities calendar](#)
- [Create a new task or issue in Priorities](#)

Project Rail

Acting on your #1 feedback
Thank you!

Delivering project information

- **Easy access to project information:** click on the project column to bring project information into focus through a right rail
- **Link back to the project:** go to the full project plan as needed

The screenshot displays the Project Rail interface. On the left, a table lists tasks with columns for Name, Project, My Focus, Start date, Due date, Assignees, Status, and Action. The 'Project' column is highlighted, and a right-hand panel is open showing details for the 'Axis: Campaign' project.

Name	Project	My Focus	Start date	Due date	Assignees	Status	Action
<input type="checkbox"/> Creative Asset Review & Approval (doc on this o...	Axis: Campaign	Normal	05/30/2024	05/30/2024	Jeremy Flores	New	Work on it
<input type="checkbox"/> Creative Asset Review & Approval	Axis: Campaign	Low	05/24/2024	05/24/2024	Jeremy Flores	New	Work on it
<input type="checkbox"/> Video Scriptwriting & Storyboarding	Axis: Campaign	Normal	05/24/2024	05/24/2024	Jeremy Flores	New	Work on it
<input type="checkbox"/> Landing Page Design & Development	Axis: Campaign	Normal	05/24/2024	05/24/2024	Jeremy Flores	New	Mark as done
<input type="checkbox"/> Copywriting & Messaging Development	Axis: Campaign	High	05/24/2024	05/24/2024	Jeremy Flores	New	Work on it
<input type="checkbox"/> Photography/Videography Production	Axis: Campaign	Normal	05/24/2024	05/24/2024	Jeremy Flores	New	Work on it
<input type="checkbox"/> Ad Variations Creation (e.g., A/B testing)	Axis: Campaign	Low	05/24/2024	05/24/2024	Jeremy Flores	New	Work on it
<input type="checkbox"/> Copywriting & Messaging Development	Mariscopa Campaign 2025	Normal	05/29/2024	05/29/2024	Jeremy Flores	New	Work on it
<input type="checkbox"/> Graphic Design Production	Mariscopa Campaign 2025	Normal	05/29/2024	05/29/2024	Jeremy Flores	New	Work on it
<input type="checkbox"/> Graphic Design Production	Mariscopa Campaign 2025	Normal	05/29/2024	05/29/2024	Jeremy Flores	New	Work on it
<input type="checkbox"/> Graphic Design Production	Mariscopa Campaign 2025	Normal	05/29/2024	05/29/2024	Jeremy Flores	New	Work on it
<input type="checkbox"/> Graphic Design Production	Mariscopa Campaign 2025	Normal	05/29/2024	05/29/2024	Jeremy Flores	In Progress	Mark as done
<input type="checkbox"/> Review assets and upload VI	Mariscopa Campaign 2025	Normal	05/29/2024	05/29/2024	Jeremy Flores	New	Work on it
<input type="checkbox"/> Create and publish assets	Mariscopa Campaign 2025	Normal	05/29/2024	05/30/2024	Jeremy Flores	New	Work on it
<input type="checkbox"/> Create and publish assets	Mariscopa Campaign 2025	Normal	05/29/2024	05/30/2024	Jeremy Flores	New	Work on it

Project: Axis: Campaign

Details

Status: Current, Priority: Normal, Condition: At Risk

Start date: May 20, 2024, Due date: Oct 1, 2024

Description

Our upcoming campaign, titled "AXIS: Empower Your Everyday", aims to highlight how our products enhance daily life by offering convenience, efficiency, and personalized experiences. Targeted at tech-savvy professionals and productivity enthusiasts, the campaign will leverage a blend of dynamic visuals and customer testimonials to showcase real-life scenarios where our solutions simplify routines. We will focus on digital channels like social media, email marketing, and online ads, positioning our brand as a trusted partner in navigating the demands of modern life. The goal is to drive engagement, increase product awareness, and foster deeper customer connections.

Catch Me Up

Surface relevant information

- **Project summaries at a glance:** focus on actionable updates from your active projects.
- **Relevant insights:** no more sifting – get the updates that matter most to you.

The screenshot displays the Adobe Workfront 'Priorities' interface. The main area is a table of tasks with columns for Name, Project, My Focus, Start date, Due date, Assignees, Status, and Action. The tasks are categorized by project: 'Axis: Campaign' and 'Mariscopa Campaign 2025'. The 'AI Assistant' sidebar on the right provides a summary of updates from the last 7 days, including a project summary for 'Axis: Campaign' and project updates. The interface includes filters, columns, and group options at the top, and a 'Catch me up' button in the top right corner.

Name	Project	My Focus	Start date	Due date	Assignees	Status	Action
<input type="checkbox"/> Creative Asset Review & Approval (doc on this one)	Axis: Campaign	Normal	05/30/2024	05/30/2024	Jeremy Flores	New	Work on it
<input type="checkbox"/> Creative Asset Review & Approval	Axis: Campaign	High	05/24/2024	05/24/2024	Jeremy Flores	New	Work on it
<input type="checkbox"/> Video Scriptwriting & Storyboarding	Axis: Campaign	Normal	05/24/2024	05/24/2024	Jeremy Flores	New	Work on it
<input type="checkbox"/> Landing Page Design & Development	Axis: Campaign	Normal	05/24/2024	05/24/2024	Jeremy Flores	New	Mark as done
<input type="checkbox"/> Copywriting & Messaging Development	Axis: Campaign	High	05/24/2024	05/24/2024	Jeremy Flores	New	Work on it
<input type="checkbox"/> Photography/Videography Production	Axis: Campaign	Normal	05/24/2024	05/24/2024	Jeremy Flores	New	Work on it
<input type="checkbox"/> Ad Variations Creation (e.g., A/B testing)	Axis: Campaign	Low	05/24/2024	05/24/2024	Jeremy Flores	New	Work on it
<input type="checkbox"/> Copywriting & Messaging Development	Mariscopa Campaign 2025	Normal	05/29/2024	05/29/2024	Jeremy Flores	New	Work on it
<input type="checkbox"/> Graphic Design Production	Mariscopa Campaign 2025	Normal	05/29/2024	05/29/2024	Jeremy Flores	New	Work on it
<input type="checkbox"/> Graphic Design Production	Mariscopa Campaign 2025	Normal	05/29/2024	05/29/2024	Jeremy Flores	New	Work on it
<input type="checkbox"/> Graphic Design Production	Mariscopa Campaign 2025	Normal	05/29/2024	05/29/2024	Jeremy Flores	New	Work on it
<input type="checkbox"/> Graphic Design Production	Mariscopa Campaign 2025	Normal	05/29/2024	05/29/2024	Jeremy Flores	In Progress	Mark as done
<input type="checkbox"/> Review assets and upload V1	Mariscopa Campaign 2025	Normal	05/29/2024	05/29/2024	Jeremy Flores	New	Work on it
<input type="checkbox"/> Create and publish assets	Mariscopa Campaign 2025	Normal	05/29/2024	05/30/2024	Jeremy Flores	New	Work on it
<input type="checkbox"/> Create and publish assets	Mariscopa Campaign 2025	Normal	05/29/2024	05/30/2024	Jeremy Flores	New	Work on it
<input type="checkbox"/> Create and publish assets	Mariscopa Campaign 2025	Normal	05/29/2024	05/30/2024	Jeremy Flores	New	Work on it
<input type="checkbox"/> Create and publish assets	Mariscopa Campaign 2025	Normal	05/29/2024	05/30/2024	Jeremy Flores	New	Work on it

Showing 44 records

AI Assistant

Dec 11, 2024: Scope change noted. [Link](#)

Dec 11, 2024: Confirmation needed on issue resolution before closing. [Link](#)

[Catch me up](#)

Select a timeframe for your work to be summarized below:

[Summarize the last 7 days](#)

Here are the updates from the last 7 days:

Axis: Campaign

Summary

The project is currently at 0% completion with a planned completion date of October 1, 2024, which is already past. This indicates that the project is significantly behind schedule and at high risk.

Project Updates

- No new comments on this project
- The status of this project is Current

Project work item updates:

[Create poster](#)

Due: 2024-10-01

[Ask me about Workfront](#)

AI responses may be inaccurate or misleading. Be sure to double-check answers and sources. [Submit feedback here](#)

Prioritization Buckets

Flexibility & personal prioritization

- **Drag and Drop Prioritization:** easily reorder tasks by Priority and Status between groupings
- **Streamlined interface:** new filter and view options on left, plus expanded search bar on right

The screenshot displays the Adobe Workfront 'Priorities' interface. The main area is a table of tasks, grouped into 'My work plan: Due this week' and 'My work plan: Due next week'. The table columns are Name, Project, My focus, Due date, Status, and Action. The right sidebar provides a summary of the last 3 days, including a project update for 'Spring New Product Launch'.

Name	Project	My focus	Due date	Status	Action
My work plan: Due this week 3					
Images for a homepage ad spot	Spring New Product Launch	Urgent	May 12, 2025	In progress	Mark as done
Email template - loyalty program	Spring Sale	Urgent	May 13, 2025	New	Work on it
Collage for instagram	Fall New Product Launch	Normal	May 15, 2025	In progress	Mark as done
My work plan: Due next week 6					
New Homepage banner	Sales Expo	Normal	May 19, 2025	In progress	Mark as done
Email template - loyalty program	Summer Campaign	High	May 22, 2025	New	Work on it
Banner ad: 5 sizes	Treat Yourself Program	Normal	May 23, 2025	In progress	Mark as done

Summary
The project is currently not progressing optimally for the following reason(s):

- It is 0% complete with 26 days left before the planned completion date.

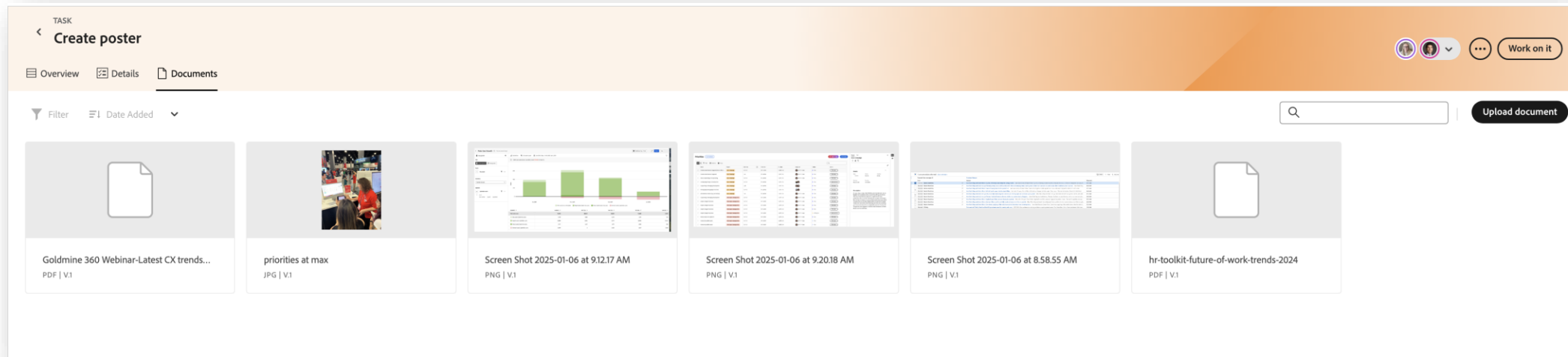
Project Updates

- 2 new comments on this Project
- The status of this project is **Not started**
- 1 pending approval from Sharon Lee

Documents and Real-Time Presence

Upload and view proofs or docs

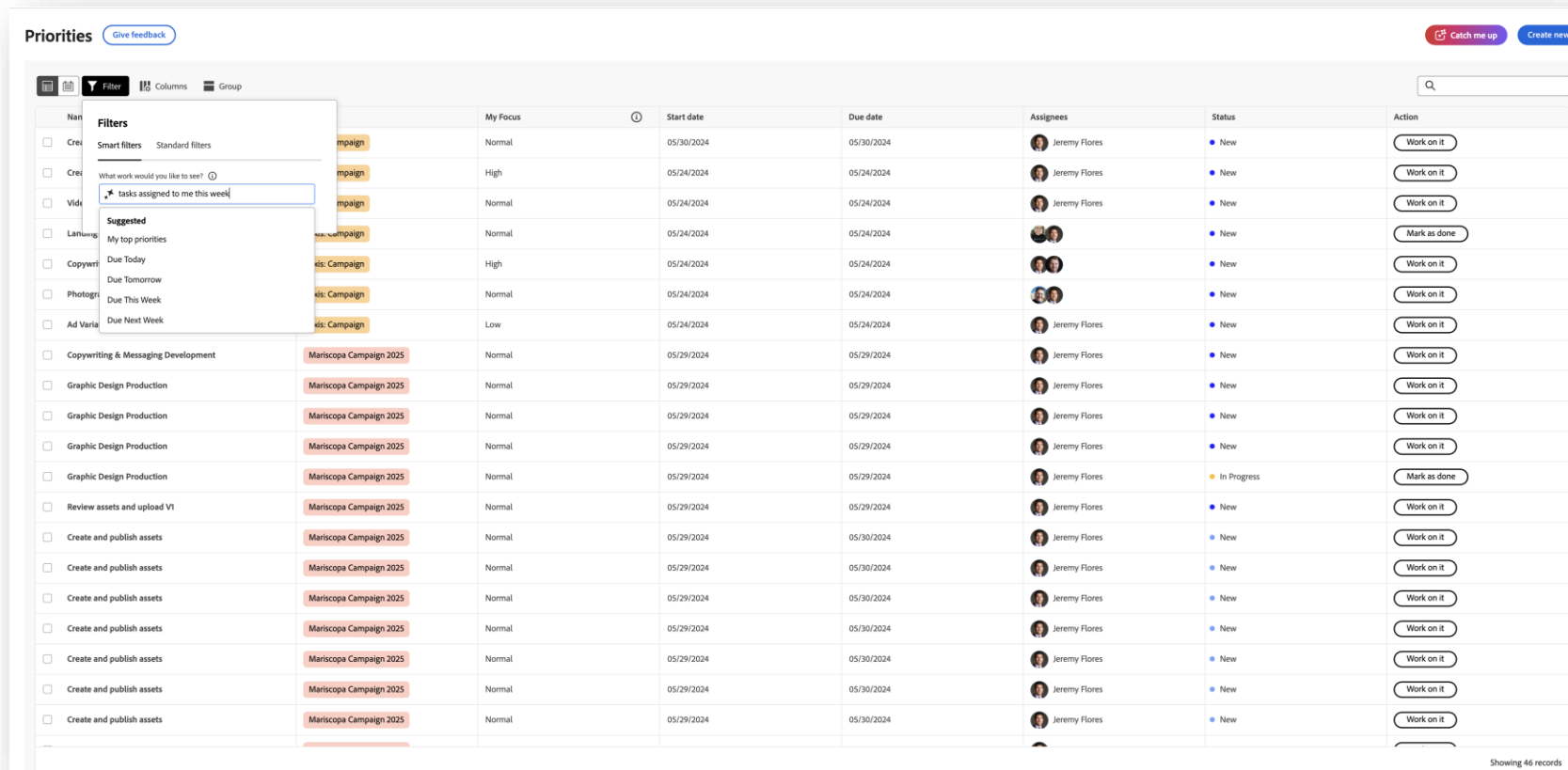
- **Seamless document management:** upload, access, and proof docs directly from Priorities
- **Advanced file handling** supports large uploads and filtering for effortless organization
- **Instant updates:** see task changes live – no refresh needed
- **Stay synced:** real time indicators keep teams aligned and workflows smooth



Smart Filters

Find specifics without hassle

- **Intuitive search:** use natural language to filter tasks effortlessly (e.g. "Show Late tasks")
- **No complexity:** get results fast – no need for advanced filter writing skills



Document Management Enhancements

Document Bulk Editing

Efficiently edit multiple documents simultaneously, including custom forms, streamlining your workflow, saving you time and increasing productivity.

The screenshot shows the Adobe Document Bulk Editing interface. At the top, it says "EDIT DOCUMENTS" and "city-street and 1 other document". On the left, there is a sidebar with a "DETAILS" section containing "Overview" (selected), "Custom Forms", and "Asset Metadata". The main area is titled "Overview" and contains a "Description" field with a text area and a "0/2000" character count. Below this is a "Custom Forms" section with an "Add custom form" button. Underneath is a "Custom forms in common" section with the instruction "Arrange the custom forms in the order that you would like them to appear." and a list item "Asset Metadata". At the bottom, there is an "Asset Metadata" section with a "Usage rights" field. A "Save" button and a "Cancel" button are at the bottom right.

For more information, review the following article(s):

- [Edit documents in bulk](#)

Demo (Before)



Projects

Reporting

Pin current page

63



PROJECT

Transfer Training



Share



Percent Complete

0%

Project Owner



Admin User

Planned Completion Date

Oct 22, 2024

Condition

● In Trouble

Status

● Current

Documents (6)



Tasks



Project Details



Business Case



Updates



Documents (6)



Issues (0)



Risks



Approvals



Baselines



Billing Rates



Billing Records



Expenses



Hours



Workload Balancer



People



Add a Dashboard



Add new



Folders



PROJECT FOLDERS (6)



Name

PROJECT FOLDERS



[city-street.jpg](#)

Added on 10/08/2024, 04:33 PM by Admin User - [Comment](#)



[green-framing.jpg](#)

Added on 10/08/2024, 04:33 PM by Admin User - [Comment](#)



[museum.jpg](#)

Added on 10/08/2024, 04:33 PM by Admin User - [Comment](#)



[pigeons.jpg](#)

Added on 10/09/2024, 11:24 AM by Admin User - [Comment](#)



[skyscrapers.jpg](#)

Added on 10/08/2024, 04:33 PM by Admin User - [Comment](#)

Demo (After)

Projects

Reporting

Pin current page

63

PROJECT

Transfer Training

Share

...

Percent Complete

0%

Project Owner

Admin User

Planned Completion Date

Oct 22, 2024

Condition

In Trouble

Status

Current

Documents (6)

Tasks

Project Details

Business Case

Updates

Documents (6)

Issues (0)

Risks

Approvals

Baselines

Billing Rates

Billing Records

Expenses

Hours

Workload Balancer

People

...

Add new

▼

Folders

◀

PROJECT FOLDERS

▼

PROJECT FOLDERS (6)

Name ▼

city-street.jpg

Added on 10/08/2024, 04:33 PM by Admin User - [Comment](#)

green-framing.jpg

Added on 10/08/2024, 04:33 PM by Admin User - [Comment](#)

museum.jpg

Added on 10/08/2024, 04:33 PM by Admin User - [Comment](#)

pigeons.jpg

Added on 10/09/2024, 11:24 AM by Admin User - [Comment](#)

skyscrapers.jpg

Added on 10/08/2024, 04:33 PM by Admin User - [Comment](#)

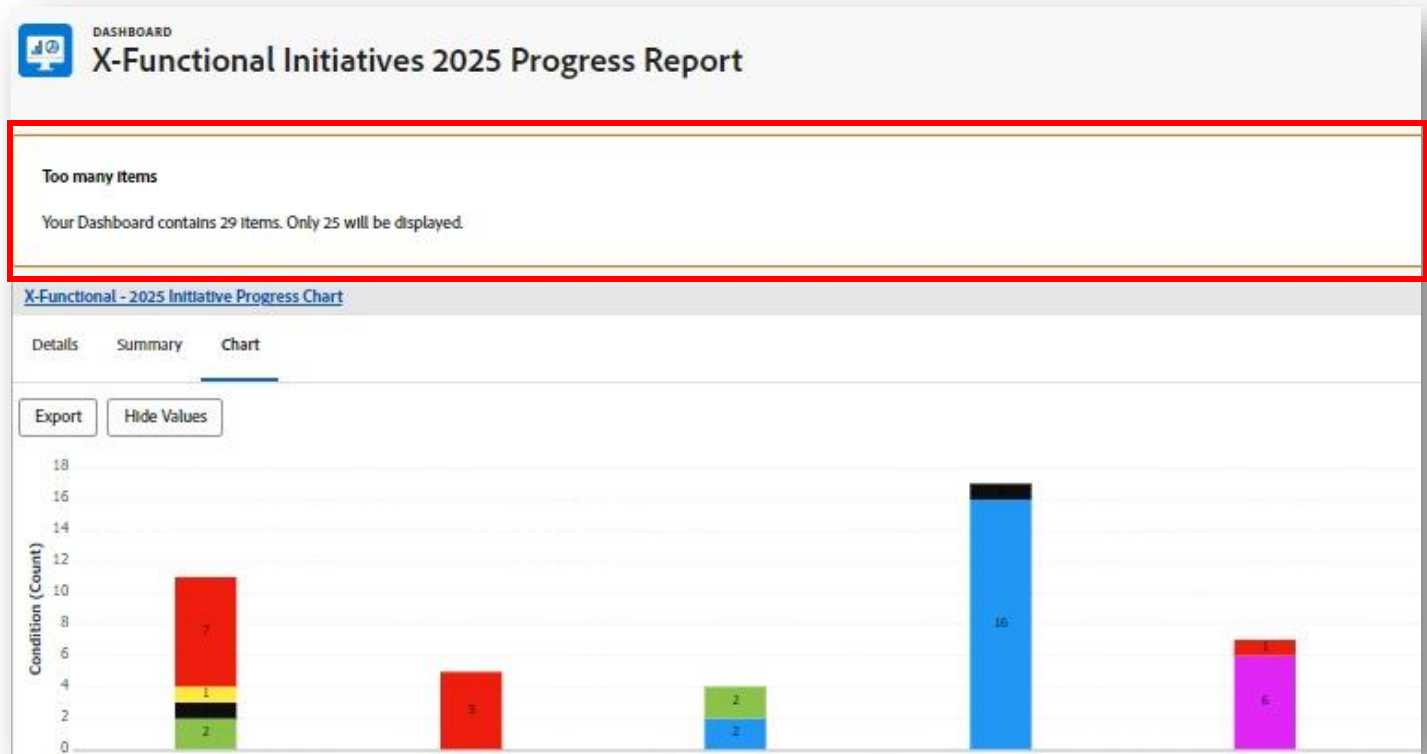
Add a Dashboard

Report & Dashboard Enhancements

25 Object Limit on Dashboards

The total number of reports, external pages, or calendars that can be placed on a **NEW** dashboard is 25.

Existing dashboards that exceed this limit display a warning that only the topmost 25 items are displayed, and once edited the dashboard cannot be saved (Save and Close will be greyed out) until the number of items included is reduced to 25 or fewer.



For more information, review the following article(s):

- [Create a dashboard](#)

Other Enhancements

Collapsible/Expandable Custom Form Sections

When a custom form with multiple sections is attached to an object, you can now collapse and expand all sections except the default section at the top of the form.

System Admins can also see this functionality when previewing the form in the form designer.

The image shows two overlapping screenshots of the Adobe Form Designer interface. The top screenshot displays a form titled 'Preview' with a blue 'End preview' button. The form contains a section with a date field '0/2000', a radio button group for 'Urgency*' with options 'Extremely Urgent', 'ASAP', 'When You Get To It', and 'It Can Wait', and two text input fields labeled 'Division' and 'Department'. Below this section, a red rectangle highlights a tab labeled '> Important Dates'. The bottom screenshot shows the same form with the 'Important Dates' section expanded, revealing four date input fields: 'Brief Date', 'Copy Due Date', 'Release to Print', and 'In App Store Date', each with a calendar icon.

For more information, review the following article(s):

- [Organize and preview a custom form](#)

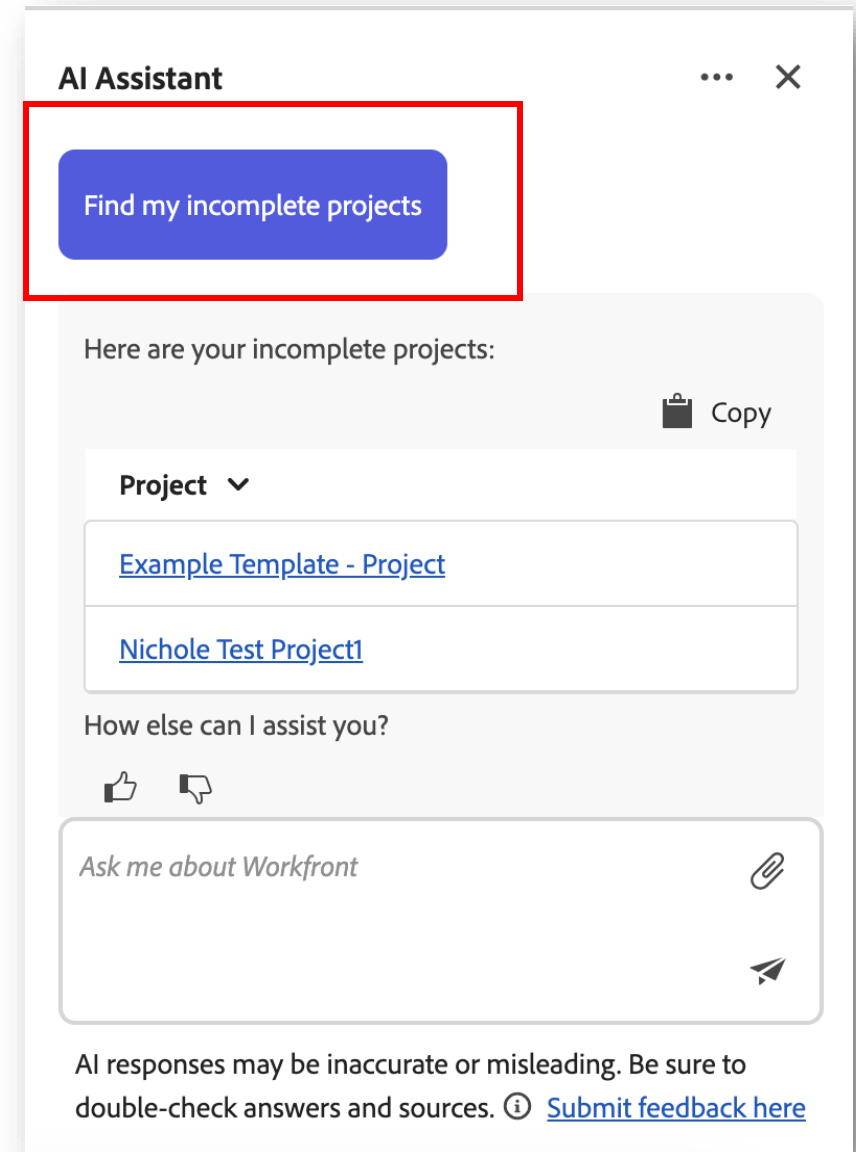
AI Assistant Updates

To make it easier to manage your work items in Workfront, the AI Assistant has been updated to work with projects, tasks, and issues.

Now, AI Assistant can locate projects, tasks, and issues based on criteria you specify, such as “Find my tasks that are due this week.”

NOTE: For the full list of AI Assistant prerequisites, review the article, [AI Assistant Overview](#).

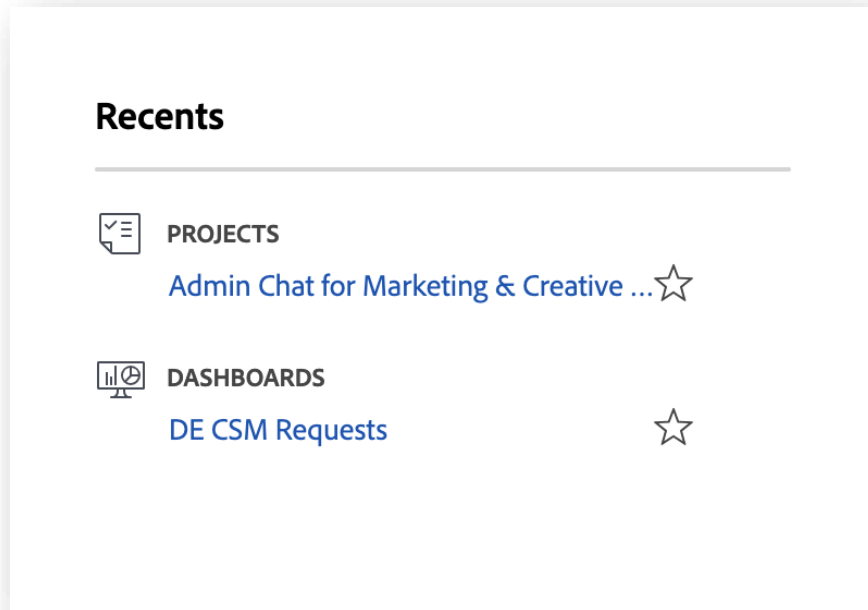
For more information, review the article, [Use AI to work with projects, tasks, and issues](#).



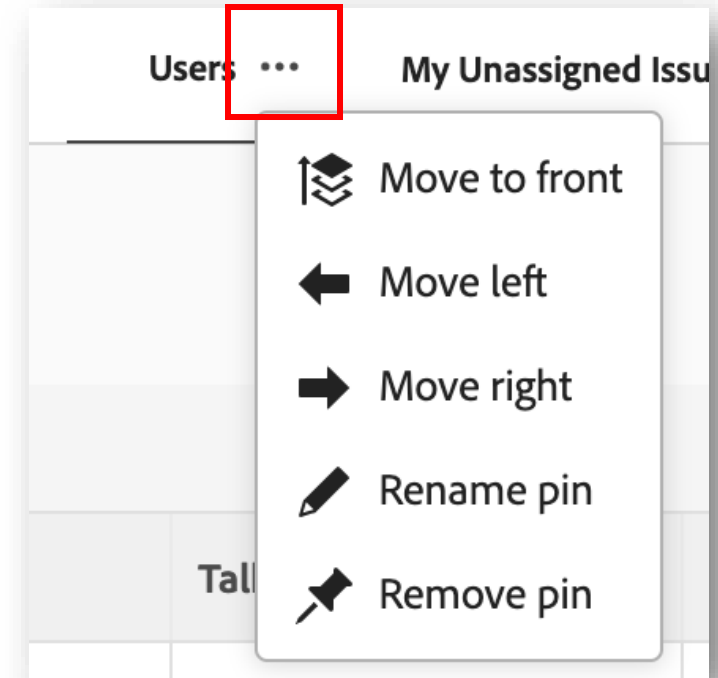
Look and Feel Updates

Favorites, Recents, and Pins

The **Favorites** and **Recents** drop-down screens no longer have a close button. You can simply click away from the screen or press ESC on your keyboard to close it.



You can **no** longer drag-and-drop pinned pages to arrange them. Instead, there is a drop-down menu with buttons that allow you to move your pinned pages.



Q&A

Have a question for the Adobe Workfront Product Management team? Post it in the Q&A pod and we'll ask it live, pending time.



Adobe Summit

March 17-20, 2025 | Las Vegas, NV

The Venetian Convention & Expo Center

Save \$100 on an in-person pass when you register by February 13. [Register here.](#)

- Want to get a sneak peek of what's coming for Workfront? Attend the session, [The Future of Adobe Workfront](#)

Adobe



FREE January Events for Workfront System Administrators

- January 10 at 9:00 a.m. PT – [Connect: Admin Chat for Marketing & Creative](#)
- January 14 at 8:00 a.m. PT – [Admin 101 – Getting Started with Workfront](#)
- January 21 at 9:00 a.m. PT – [Learn: 10 Tips to Master Communication In and Out of Workfront](#)
- January 22 at 8:30 a.m. PT – [Learn: Making the Case for Group Admins](#)
- January 23 at 10:00 a.m. PT – [Wake up with Workfront: Ask Me Anything!](#)
- January 27 at 6:00 a.m. PT – [Connect: Workfront Collective](#)
- January 30 at 9:00 a.m. PT – [Learn: Overcoming Resistance to Change on your Workfront Journey](#)

All events are published to the [Events](#) page on Experience League. Check back often for updates and to register.

Webinar Feedback

Please complete [this short, 5-question survey](#) to share feedback on today's webinar. Responses are anonymous, so transparency and honesty is appreciated!



Thank You!

Adobe